

# OFFICIAL RULES AND REGULATIONS

of the

## AMERICAN WARBLOOD REGISTRY

### TABLE OF CONTENTS

Breeding and Registration	6
Breeding Stock Inspection Guidelines (Mares)	14
Breeding Stock Inspection Guidelines (Stallions)	16
Breeding Stock Inspection Guidelines (Youngstock)	20
DNA testing	10
Frequently Asked Questions	22
Embryo Transfer	7
General Inspection Guidelines	12
Membership	3
Mission Statement	2
Official Grading (Schedule & Format)	10
Naming of the horse	9
Philosophy, Goals, Objectives	2
Registration	8
Stallion Breeding Report	7
The Studbooks	4
UENL Numbering System	9

***Made in America  
Valued Worldwide***

## AMERICAN WARBLOOD REGISTRY MISSION STATEMENT

- To record and preserve the pedigrees of the American Warmblood Registry Sporthorses while maintaining the integrity of the breed.
- To provide beneficial services for its Members, which enhance and encourage American Warmblood Registry Sporthorse ownership.
- To develop educational programs, materials, and curricula which will position American Warmblood Registry as the leading resource organization in the American Sporthorse Breeding Industry.
- To develop an Awards program to encourage its members to actively show their horses as American Warmblood Registry horses.
- To increase membership in the American Warmblood Registry via marketing, promotion, advertising, and publicity.
- To achieve greater visibility, the American Warmblood Registry publishes **WARMBLOOD NEWS** as an online publication. In addition, an Annual **CALENDAR** is produced and distributed free of charge to its members and the general public.
- Breed Show sponsorship in place since 1984 with the inception of In-Hand Breed classes at Dressage at Devon in Pennsylvania USA.
- Licensed Breed Judge Training Program established in 1996.
- Annual Awards Program established in 2000.
- Young Breeders Educational Program established in 2005.

## PHILOSOPHY, GOALS and OBJECTIVES

As an organization founded to support and promote the breeding and enjoyment of American Warmblood Sporthorses, the American Warmblood Registry has developed a program of services designed to fulfill their stated goals.

The philosophy, which generated these objectives and their resulting programs and services, is based on both American traditional breeding practices and on the ever-changing role of the modern sporthorse. It also takes into careful consideration the unique challenges and opportunities arising from the expansive geography of North America, as well as the fluctuating business climate to which the American Warmblood Registry must respond on behalf of their members.

The American Warmblood Registry has been charged with several major responsibilities. First, to develop the American Warmblood Sporthorse to the highest possible standard in North America through the careful maintenance of their Registries and Studbooks and their annual Breeding Stock Approvals, and second, to serve their members and member breeders through promotion, marketing service, education and recognition of excellence through special breeding honors and performance awards.

One of the strongest attributes of the American Warmblood Sporthorse breed is that it has been able to grow and change with the times while remaining true to its roots reaching back into its earliest origins. It is the belief of the American Warmblood Registry that this tradition can and will be continued in North America through scientific research and education of the American breeder.

The American Warmblood Registry sees as a major role the responsibility to provide, through careful selection and grading of breeding stock, a strong foundation for the American Warmblood Sporthorse, which will serve as a standard

for the future. This foundation must be based on the very best American bloodstock and developed through careful selection.

It is the position of the American Warmblood Registry that the product of their American breeding program is unique. For this reason, the American Warmblood Registry has chosen a distinct and unique brand to identify these American-bred Warmblood Sport Horses. Along these lines, it is the Registry's strong belief that a positive working relationship with all the members of the WBFSH will be of mutual benefit.

From a financial standpoint, we see a major role for the American Warmblood Registry in promoting a demand in the marketplace for the products of our members' breeding programs. Of utmost importance, we feel that our non-breeder members who own American Warmbloods for show or pleasure can play a very big role in creating such a demand through their success in sport.

Our sponsorship programs as well as educational clinics and seminars are designed to encourage and assist those owners in placing their American Warmblood Sport Horses in the public eye. In the case of a successful show horse sired by an American Warmblood Registry approved stallion, an important contribution is made both to the American Warmblood Registry, and directly to the stallion owner.

In the overall view, we expect to see an ever-expanding and self-feeding cycle resulting from numerous mutually complimentary programs. Successful breeders will supply trainers with top sport horses, and the successful trainer provides in turn a demand for top breeding programs. Therefore, it is apparent that each member has an important role and an inherent value to the American Warmblood Registry as a whole. The preservation of a productive and satisfying relationship between the American Warmblood Registry, and its individual members is of the utmost importance to us. To this end, the American Warmblood Registry leadership is working to provide open avenues of communication with their members and to assure that such communication always flows in both directions.

Most recently, in 2005, the AWR has successfully launched a North American Young Breeder's education program to give those young people who want to become professional sport horse breeders an advantage, and opportunities to test their skills in open National and International Competition.

## **MEMBERSHIP**

Membership in the American Warmblood Registry is a privilege, not a right. Applications for membership shall be made by the procedures as outlined by the American Warmblood Registry. If registrations for horses are to be executed under several names or entities, each name or entity must be a member. The recorded owner or record lessee of an adult horse and/or foal must have a current membership or a non-member registration fee will be assessed. The name of a female member may be changed to reflect her current marital status upon her request. General privileges and responsibilities of members are as follows:

- (1) "Membership in good standing" means an individual or other legal entity who has paid the requisite membership fee; is not under current suspension; has complied with all requests of the office; or does not owe a delinquent financial obligation to the American Warmblood Registry for fees or other account payable for which written notice of suspension of membership or participation privileges has been sent.
- (2) Participation in the American Warmblood Registry Awards program requires a valid membership in the organization and registration of the horse in the American Warmblood Registry.
- (3) An American Warmblood Registry member, including a member using American Warmblood Registry data for commercial purposes, has a duty to preserve and protect the pedigree registry/-performance records and the property of the American Warmblood Registry including, but not limited to, American Warmblood Registry electronic data made available to members via the American Warmblood Registry website or other pre-arranged consensual access thereto, and the duty to use such data only for the purposes which the American Warmblood Registry has granted conditional license. Publications of such data shall carry the following designation: "This information was provided by the American Warmblood Registry from its Official Records."

**American Warmblood Registry Membership:** The following designations of annual membership in the American Warmblood Registry are available, entitling the recipient to the designated period of eligibility, upon application, qualification, and payment of the requisite fee:

Annual membership, due and payable January 1 of each calendar year:	\$ 85.00
Annual membership as of April 1 <sup>st</sup> of each calendar year	\$ 95.00
Lifetime membership:	\$ 850.00
Young Breeders Group, due and payable January 1 of each calendar year:	\$ 50.00

Note: The Fee Schedule of the current year as published on the AWR website takes precedence.

## THE STUBOOKS

The Studbooks include the Stallion Book, the First Premier Mare Book, and the First Premium Mare Book. In these Studbooks are the registered, inspected and approved American Warmblood Registry breeding stock whose offspring are potentially eligible candidates for registration in the Main Studbooks.

### General Eligibility and Requirements for the Studbooks

1. Only horses registered in the American Warmblood Registry are eligible to qualify for the Studbooks.
2. Studbook candidates must be presented for inspection and grading at an official American Warmblood Registry site and must meet American Warmblood Registry standards outlined:

First Premium Premier:	8.0 and above.
First Premium:	7.0 – 7.9
Second Premium:	6.5 – 6.9
Preliminary:	6.4 and below

3. Imported European registered mares and stallions must be presented for American Warmblood Registry grading to be designated into the proper American Warmblood Registry Division of the Studbooks.

### STUBOOK APPROVALS (Inspection and Grading)

#### Application

Candidates for Studbook designation and/or approval must submit a Reservation for Inspection at least 60 days prior to the date of the official inspection. The following must have been completed:

- a) Copies of all pertinent paperwork must have been received
- b) The appropriate fees, paid in full.

#### Mare Candidates

Mares: At the time of inspection, a mare candidate must be at least three years of age.

Foreign registered mares, which were not inspected, must be presented for American Warmblood Registry approval and are subject to the same standards as domestic horses. These mares may be included in the American Warmblood Registry to be eligible for the Studbooks.

#### Stallion Candidates

Stallions: A previously registered American Warmblood Registry candidate must be at least two and one-half years of age.

Imported stallions, which were not inspected, must be presented to the American Warmblood Registry for approval. Imported stallions that were previously approved in their respective Studbook (which reciprocates American Warmblood Registry approvals, and is a member of the WBFSh) must be presented for grading.

## RECORDING IN THE STUDBOOKS

### General Procedures and Requirements

Mare and stallion candidates who meet Studbook requirements must submit a formal Studbook Application to the American Warmblood Registry. The application must be accompanied by:

- a) copies of pertinent registration papers
- b) All paperwork, payment of fees, and other requirements must have been completed 90 days after inspection has taken place. All files will be purged, if not completed within 90 days of initial inspection.

No horse may enter the Studbooks until all requirements are complete.

### STUDBOOK MARES

#### First Premium Premier Mare Book

To be eligible for listing in the First Premium Premier Mare Book, candidates must:

- a) Have completed registration requirements.
- b) Attain a minimum overall score of 8.0 points at inspection.

Mares in the First Premium Premier Book are eligible to produce Stallion candidates.

#### First Premium Mare Book

To be eligible for listing in the First Premium Mare Book, candidates must:

- a) Have completed registration requirements
- b) Attain a minimum overall score of 7 points at inspection, with no subgroup less than 6.5

#### S-Book Mares (Sporthorse) (scores of 6.9 and below)

Qualified mares, which have been officially inspected and determined to be ineligible for the Studbooks, will be recorded in the S-Book and may apply for upgrading.

#### Stallion Book

Only stallions approved for breeding will be recorded in the Stallion Book. Only the highest quality colts are to be allowed to come forward for inclusion in the Studbook.

To be eligible for listing in the Stallion Book, candidates must:

- a) Have completed registration requirements.
- b) Have a First Premium Premier Mare Book or First Premium Mare Book dam.
- c) Attain a minimum grade of 7.0 at the inspection with no subgroup less than 6.5

Failure to attain a grade of 7.0 will result in the designation, "Not Approved."

A newly approved stallion will receive a three-year temporary breeding license on a probationary basis with full breeding status and full registration rights for his offspring during this period. He must successfully complete the Performance Test within three years and the Foal Crop Inspection with 75% of the Foal Crop or 10 foals receiving a minimum score of 7.0 before December 1 of the third year after his provisional approval. Allowances for regional differences in breeding schedules will be made.

In cases of imported approved stallions, adequate documentation must accompany the application with regard to the extent and results of testing completed. AWR grading must be completed before standing at stud on the North American continent.

Partially approved imported stallions under 5 years of age may enter the Stallion Book after AWR inspection and will be under the customary three-year probationary period as described above.

At any time during his breeding career, a stallion that is determined by the American Warmblood Registry to be passing serious undesirable traits to the detriment of the breed may be removed from the Stallion Book by the Studbook Committee.

#### Studbook Committee

Dr. Janet F. Roser, Dept. of Animal Science, University of California Davis  
Dr. E. Jensen, Head of Studbook, Pferdestammbuch Schlewzig-Holstein, Kiel/Germany  
Sonja K. Lowenfish, President AWR/NASPR

## **BREEDING AND REGISTRATION**

### I. BREEDING

#### GENERAL POLICY

The American Warmblood Registry is committed to the selective breeding standards practiced by its members allowing for obvious geographic and administrative differences on the North American Continent.

#### BREEDING GOAL

Our goal is to produce a well-balanced, athletic horse with round, generous strides and natural, elastic movements. We seek to produce a bold horse of even, willing temperament, which is physically and mentally able to perform with excellence at all levels of the modern sporthorse disciplines.

#### BREEDING REQUIREMENTS

All approved stallions must be DNA-typed at the owner's expense. Previous DNA-testing results from other organizations will not be accepted. An official copy of the DNA-type report shall be on file at UC Davis with the American Warmblood Registry.

Foals begotten by natural cover, artificial insemination, transported semen, or embryo transplant will be eligible for registration with the American Warmblood Registry only if all requirements set forth by the American Warmblood Registry have been met.

#### ACTIVATION OF APPROVED STALLIONS

Owners of approved stallions are required to pay annual stallion permit fees, which will serve to activate the stallion for that breeding season. Failure to activate a stallion prior to breeding during a given breeding season in any calendar year will render his offspring for the coming breeding season ineligible for registration unless substantial fines (\$500.00 per mare bred prior to obtaining a valid annual breeding permit) have been paid.

An approved stallion remains inactive for any breeding season until the following conditions are met, at which time he becomes active:

- a) The stallion owner/manager is in good standing with the American Warmblood Registry (has not violated American Warmblood Registry rules and current membership dues have been paid.)
- b) Annual stallion permit fees have been paid by the designated deadline.
- c) Annual stallion breeding reports have been filed on time.

The stallion owner/manager will receive a *Breeding Permit* when all obligations have been met, verifying the active status of the stallion for the designated breeding season. This document, or copies of it, should be made available to mare owners at the time of booking their mares.

The owner/manager of an approved stallion may elect to not activate his/her stallion for a given breeding season without penalty. However, the American Warmblood Registry must be notified in writing and prior to the start of the breeding season. The American Warmblood Registry will not accept a notification of inactive breeding status if the stallion owner/manager has published the stallion services in any publication, national or international.

If an inactive approved stallion is sold, the new owner must properly transfer ownership and re-activate the stallion before he/she can resume breeding activity with said stallion and before the stallion's foals can be registered.

If an active approved stallion is sold, the new owner must properly transfer ownership and apply for activation in his/her name.

#### STALLIONS RESIDING OUTSIDE NORTH AMERICA

All foals conceived via imported frozen semen from approved stallions registered in WBFSH member studbooks are eligible for registration with full rights and responsibilities within the American Warmblood Registry. There will be an additional administrative fee levied for each foal registered (see annual fee schedule for current applicable fees.)

#### STALLION BREEDING REPORT

Each owner/manager of an approved stallion with a valid breeding permit must submit on or before December 31 of each year, a Stallion Breeding Report on an American Warmblood Registry approved form listing all mares serviced by the stallion during that year. The report is delinquent if not received by December 31 and will incur a tardy fee of \$100.00/month payable at time of submission of said Stallion Breeding Report by the stallion owner/manager. The stallion owner/manager will be considered not in good standing and the admittance of the stallion's foals are jeopardized.

For foals born in North America, registration applications cannot be approved until a Stallion Breeding Report of the foal's sire is on file with the American Warmblood Registry.

#### **STALLION BREEDING REPORT**

The owner, authorized agent, or lessee of every licensed American Warmblood Registry stallion must make a written report showing the names, registration numbers, and breeding dates of all mares bred to said stallion since January 1 of the licensed breeding year.

The report shall be made on a form provided free of charge by the American Warmblood Registry or online at [americanwarmblood.com](http://americanwarmblood.com). If reports need to be mailed to the stallion owner/agent, a request must be made in time to meet the submission deadline, which is December 31 of any breeding year.

#### **EMBRYO TRANSFER**

Stallion and donor mare must be duly registered, DNA-typed and inspected by the American Warmblood Registry. Recipient mare need not be. We allow unlimited number of embryos per donor mare. All harvested embryos must be reported on an embryo harvesting form to the registry and a fee of \$50.00 per harvested embryo must be paid. If the owners of embryos are not members, double fees will be charged. At time of registration regular registration procedures will be followed, i.e. the foal will be DNA-typed and parentage verified.

#### **REGISTRATION**

All sporthorses born in North America (Canada, Mexico, and USA) are eligible for registration in the American Warmblood Registry.

All sporthorses imported into North America (Canada, Mexico, USA) are eligible for inclusion in the Stud Book of the American Warmblood Registry.

### General Requirements for Registration

Membership of the owner is not required for registration of eligible horses; however, non-members will be subject to double the regular fees.

A qualified horse is one, which meets the following criteria:

- 1) Has documentation of pedigree
  - a) i.e. Jockey Club-registered Thoroughbred or similar for North American-born horses
  - b) A crossbred that can document parentage but does not carry more than  $\frac{1}{4}$  draft blood.

All horses/foals must be DNA-typed and parentage verified by the American Warmblood Registry.

Offspring of American Warmblood Registry approved stallions, which have not acquired valid breeding permits for a given breeding season, will not be eligible for registration.

Studbook inclusion of horses with papers from other registries may be permitted if the individual fulfills American Warmblood Registry requirements for registration.

Stallions imported with approvals from WBFSH-recognized registries do not have to be presented for approval with the American Warmblood Registry but must be presented for grading. American Warmblood Registry reserves the right not to accept an imported stallion's original approval if the stallion does not meet the breeding goal of the American Warmblood Registry breeding program.

### PROCEDURE FOR REGISTRATION OF FOALS

The recorded owner or recorded lessee of the dam at time of foaling must submit a properly completed and signed application for registration, and the correct payment to the American Warmblood Registry must be included. The owner or lessee of record must also be a member in good standing, or will be charged double the member fee.

The following must accompany the application for registration, if appropriate:

- a) A copy of the dam's Registration Certificate. North American breeds are eligible to be included in the American Warmblood Registry Studbook. For a list, contact the American Warmblood Registry office.
- b) All mares must be DNA-typed along with their foals.
- c) Four photos showing the markings of the foal clearly.
- d) All appropriate fees.
- e) Copy of the sire's stallion permit.

Each foal will be registered in the name of the record owner or record lessee of the dam at the time of foaling. That recorded owner or lessee must have a current membership when the application is submitted or a non-member registration fee will be required. If the foal changes ownership prior to final certification, these transfers must be properly executed. Please see Transfer of Ownership.

Parentage must be verified through genetic testing before a foal can receive a Certificate of Registration.

When this first step of registration has been completed (at least 60 days prior to inspection), the foal owner will be mailed a Reservation for Inspection and Branding form which should be returned immediately to enable the American Warmblood Registry to schedule the most convenient inspection site each year. Following the foal's inspection and



completion of all registration requirements, the Certificate of Registration will be mailed to the owner. Branding is voluntary. Only horses which receive a First Premium or above are eligible for branding. If following the inspection some requirements for registration have not been completed including, but not limited to, payment of fees, the owner or lessee has 90 days to complete these remaining obligations. In the case of fulfillment, the Certificate of Registration will be issued. If the outstanding requirements have not been met in the required time frame, the records for said registration will be purged and new applications must be filed.

Only one Certificate of Registration will be issued per horse and should remain in the possession of the owner. The Certificate of Registration is the property of the American Warmblood Registry and must be surrendered at each change of ownership and upon the death of the horse. Owners are reminded that the Registration Certificate is a valuable document and should be handled accordingly. The owner should not send the original except by registered mail and should send copies whenever possible.

In certain unusual circumstances, a duplicate Registration Certificate may be issued. For information on how to obtain a duplicate, the American Warmblood Registry must be contacted.

#### PROCEDURE FOR REGISTRATION OF HORSES OVER ONE YEAR OF AGE

The owner of the horse must submit a properly completed and signed application for registration, and correct payments must be included.

Follow procedure as outlined above.

The American Warmblood Registry does not accept drafts or draft crosses.

The American Warmblood Registry has no color restrictions for registration of a horse.

All required information must be received at the American Warmblood Registry at time of registration. If information given is incomplete, a letter will be sent to the owner outlining additional data required. The registration application will be deleted from the database 90 days from the date of issuance of such letter. A new application along with pertinent information and new fees must be received before the registration process will again be initiated.

**All application and inspection fees are non-refundable. Non-members pay double fees.**

#### **The American Warmblood Registry UELN Numbering System**

Country Code	Stud-Book Code	Registration number In the Studbook of birth	Year of Birth
840	008	Running number	16

The age of a horse shall be his true age including day, month, and year of birth. If true date is not known, the convention used will be the first day of the first month of the year of birth.

#### **NAMING OF THE HORSE**

No horse shall be registered under a name, which has already been registered in the books of the American Warmblood Registry. Full male siblings, however, may use duplicate names with the appropriate ordinal number (i.e., Pagan's Rebel I, II, etc.) Male offspring should be named such that the first letter of the name is the same as the first letter of the sire's name.

The names submitted for registration shall be limited to names containing no more than 18 digits, including spaces, dashes, and commas. Names in any language are acceptable, although the American Warmblood Registry encourages American names. The owner will be permitted to submit three name choices on the application for registration. Owners are advised that any communication to the American Warmblood Registry with regard to a registered horse should refer to the horse by its registered name, even though the horse may also be known by another name.

## DNA (GENETIC) TESTING

Parentage of every horse must be verified through genetic testing before a registration certificate will be issued. Every stallion and mare shall have DNA testing prior to his or her foal being eligible for registration. In the event the sire and/or dam are not registered with the American Warmblood Registry, DNA tests will still be required if either or both are still alive.

The American Warmblood Registry DNA specimens are processed by UC Davis and will permanently remain on file in their database.

A reading fee will be charged for each sire or dam that has a DNA test on file with another registry. This fee will be charged for each resulting offspring of the sire or the dam.

All horses must be DNA typed.

## OFFICIAL GRADING (SCHEDULING AND FORMAT)

The American Warmblood Registry will conduct foal inspections, plus stallion and mare gradings each year. The sites will be determined according to the number and geographic distribution of the candidates, which have applied. As needed, the gradings may be divided into regions and held on successive dates.

Horses will be judged in hand at walk and trot, at liberty at trot and canter, at liberty in the jump chute, and standing by an official Inspection Team. Horses will be graded on a scale from one to 10 and must obtain a minimum of seven for an approval rating.

American Warmblood Registry breeding goals will serve as the standard for grading.

Horses will be inspected in North America and wherever American Warmblood Registry horses have been exported and the owner requests American Warmblood Registry services.

### Inspection Team

The Studbook Committee will appoint the members of the official Inspection Team.

The Inspection team may include judges from WBFSH member Studbooks.

The Inspection Team will always include graduates of the American Warmblood Registry Breed Judge Licensing Course.

### STALLION PERFORMANCE TEST

All graded stallions who enter the Stallion Book will be required to successfully complete an American Warmblood Registry designed Performance Test in order to demonstrate the stallion's versatility, athletic ability, and stamina as a saddle horse or driving horse with the soundness of mind and body to withstand the demands of the modern sporthorse disciplines. The approved stallion must obtain a minimum overall score of seven, or in the case of dressage, 65%

The recorded owner or representative of owner will receive copies of the results of the tests at the completion of the test.

The required Performance Test must be completed in the fall of the third year of breeding from date of first receipt of Preliminary Breeding License. Example: Stallion receiving Preliminary Breeding License in the fall of 2005 must be presented for Stallion Performance Test in the fall of 2008.

If a stallion fails to pass his required Performance Test, the owner may at the time of the original testing, pay a reservation fee to re-test the following year. He also may pay for and receive a breeding permit while waiting for re-evaluation the following fall.

If an older stallion comes for approval, then all the foals that he has produced up to that point may come with him at the time of his approval. Should he fail to pass, his offspring will remain in the Registry with all rights and responsibilities of registration; however, none of his foals after that point will be allowed in the Studbook.

#### Alternative to Performance Test

Stallions of age five or older may be considered as having completed the Performance Test Requirements if they can document any of the following:

- a) Dressage: Place in the top five of any international FEI (CDI dressage test) five times at their level of competitions. Stallions of age five or less must present scores of at least 1<sup>st</sup> level Test 2 or above. Four scores totalled may not average less than 65%.
- b) Eventing: Place in the top five at preliminary level competition three times.
- c) Show Jumping: Place in the top three in show jumping five times. Must be an A rated show – at minimum preliminary open jumper rated.
- d) Driving - Must place in top three at preliminary level combined driving (singles, doubles, four-in hand.)
- e) Hunters - Must have won 10 championships at USEF "A" rated shows

Results from breed-specific shows are not acceptable.

#### FOAL CROP INSPECTION

In addition to the above performance requirements, a stallion must sire 10 First Premium foals during his probationary period in order to be eligible to receive his Permanent Breeding License. In circumstances where a stallion stands to a limited number of mares during his probationary period, a minimum of 75% of his foals must score First Premium in order for him to be eligible to be awarded a Permanent Breeding License. Foals sired by a licensed stallion during his probationary period will be examined by the American Warmblood Registry to determine whether the stallion is passing any serious genetic defects. In the event the stallion has produced an insufficient number of foals, the Studbook Committee reserves the right to extend, or not extend the probationary period for one year.

In addition, the Committee reserves the right to waive American Warmblood Registry rules in cases of unusual circumstances or when it is deemed beneficial to the American Warmblood Registry.

In addition, in cases of imported approved breeding stallions from member Studbooks of the WBFSH, the Committee reserves the right to reject prior licenses if it is deemed detrimental to the American Warmblood Sporthorse population.

## GENERAL INSPECTION GUIDELINES

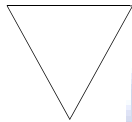
- Inspection reservations without prior payment and registration of the horse will not be considered.
- Dams of stallion candidates should be performance tested if sound.
- Order of go:
  - Foals/Youngstock
  - Mares
  - Geldings
  - Stallions
- An inspection host/hostess must have a suitable area for all the following: For further information on the inspection procedure please see "Breeding Stock Inspection Guidelines."

### 1) Assessment of conformation on a hard **surface**

- The horses will be set up for the judges to examine the conformation.
- The handler will then be asked to walk a straight line away from and then back toward the judges (approximately 40-60 ft)

### 2) Presentation on the triangle and at liberty on soft surface (indoor or outdoor riding-arena)

**Walk and trot triangle.** The legs of the triangle are approximately 40-60 ft. Handlers will present the horses clockwise with the handler on the left side of the horse, which is outside of the view of the judges. In the case of a mare and foal being presented together the foal may run loose for the foal to travel the triangle.



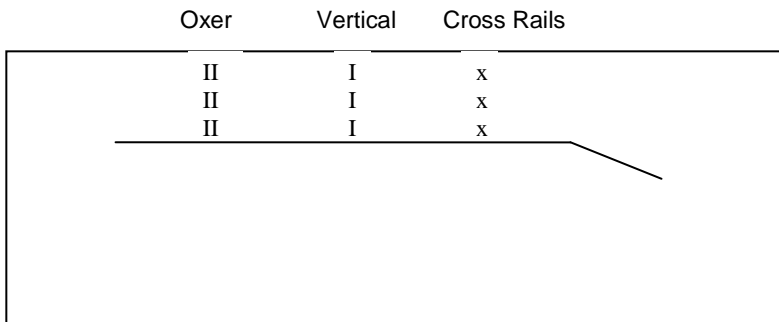
Judges positioned at apex of the triangle

### 3) **At liberty**

Following the triangle phase of the inspection, the handler will be asked to let the horse go at liberty. The horse will be expected to show the trot and canter in both directions

#### 4) Free jumping

The jump-chute is set up with a cross-rail, horizontal bar and oxer (double bar) all at two strides. The sides of the jump-chute are enclosed to prevent the horse from running out. Handlers are allowed to have a helper encourage their horse through the chute.



#### 5) Performance Inspection (all are age-specific)

##### Dressage:

- Level 1 test 2 = Minimum score of 65%

##### Jumping:

- 1.35m course – six to eight-fences with a 13 jump course

##### Driving:

- Preliminary Level test 2
- For beginners, the minimum requirement shall be:
  - Enter at trot
  - Salute
  - Continue on rail at trot
  - Halt, back up three steps
  - Walk, trot, change reign (diagonal)
  - Trot figure 8 (two circles touching with three straight steps at the intersection of the two circles)
  - Halt, back three steps
  - Walk, trot, second change of reign at a trot.
  - Walk, halt, salute, excuse from ring.

##### Hunter:

- Minimum of six jumps; eight to nine is preferable. Horses should be set at a height of 3' as the average.
- Hunter Performance Test

Stage 1 - Preliminary Walk/Trot and Conformation assessment on hard ground.

The judges will assess the straightness, rhythm and evenness of the animal's movement on a flat hard surface so that the feet can be seen in action at all times. The judges will make an initial impression of the horses overall conformation and "look" and presence as well as the attitude, temperament and manners.

Stage 2 - Trot and canter at liberty.

The horse's natural balance, evenness, and quality of movement will be evaluated. Long, low, ground-covering strides with a minimum of knee action are desirable; the ability to change leads freely as well as the horse's attitude, handleability and manners when loose.

Stage 3 - Free Jumping.

Allows the judges to assess the horse's natural jumping ability as well as attitude, manners and form when jumping.

Stage 4 - Under Saddle Presentation.

The judges will assess the horse's attitude, temperament, willingness to obey commands, and manners. The horse should demonstrate nice even rhythmic paces on a soft rein, shortening and lengthening of the stride, changes of lead, (preferably flying changes) and give a pleasant and obedient overall impression. The horse should be able to quietly and smoothly jump a small course in the correct strides with lead changes. The horse's jumping form will count heavily. Fence height to be determined by age and experience.


Stage 5 - Final Critique.

In this stage, the horse's overall performance is assessed and evaluated. Show results from USEF "A" rated horse shows, year-end awards etc. are also taken into consideration. The total performance is then graded

Eventing:

- Both dressage and jumper tests apply.

**In the event the horse has already proven him or herself in open competition, documentation of scores from rated shows must be submitted to the American Warmblood Registry office prior to the inspection.**



# BREEDING STOCK INSPECTION GUIDELINES

## MARES

### General Introduction

The purpose of the American Warmblood Registry mare inspection is to assess the mare as a potential breeding animal. Combined with the foal inspection of said mare, it will give us an idea as to how the broodmare actually performs. The format is designed to ensure that all animals concerned are given every opportunity to display themselves naturally. These notes have therefore been written to explain how this process functions and why it takes the form it does. Furthermore, it outlines what the American Warmblood Registry Judge is looking for at each stage of the inspection procedure.

### MARE INSPECTION

#### Suitability and Performance Test

There are six main stages to the American Warmblood Registry mare inspection. Each mare will be judged individually in each stage, except for Stage 6, in which all mares present must appear together. Stages 1, 2, 3, 4, and 6 are compulsory for all mares (except for those given a waiver by a licensed veterinarian.) Stage 5 is compulsory for all maiden mares by age 5, except for those mares given a waiver by a licensed veterinarian.

Once the American Warmblood Registry inspection has been completed, the mares will have been assessed out of 10 for the following categories:

- Breed (Type and Conformation)
- Shoulders and Withers
- Top-Line and Quarters
- Front Legs
- Hind Legs
- Correctness of Movement
- Carriage and Elasticity
- Free Jumping
- Jumping Under Saddle
- Flatwork Under Saddle
- General Impression

An itemized critique will have been drawn up for each mare inspected by the American Warmblood Registry and a signed copy will be handed to the owner at the time of inspection. All judges are licensed and/or accredited American Warmblood Registry judges.

#### STAGE 1: Preliminary walk, trot up, and conformation assessment on hard ground

##### Purpose:

The purpose of this stage is to enable the AWR judges to:

- (i) Assess the straightness and rhythm of the mare's movement on a firm surface so that the feet can be seen in action at all times.
- (ii) Gain an initial impression of the overall conformation and appearance of the mare.
- (iii) Gain an initial impression of the mare's temperament and handleability.

##### Method:

The mare is to be stood up square in front of the AWR judges. Forelegs must be level with one hind leg (preferably the right) slightly in advance of the other. The handler should stand in front of the mare and be facing her. The mare will be expected to stand quietly for at least two minutes while the judges walk around her, look at her, and examine her legs and her teeth if necessary. Continued resistance or irritability on the part of the mare will be noted and will form part of her assessment of temperament.

The mare will then be walked out on a straight line away from the judges for about 20 meters, turned around and walked back towards the judges. During the turn, the handler must be on the outside of the turn so as not to obstruct the judge's view. The same procedure shall be repeated at the trot.

Note: Mares who have received veterinary dispensation due to traumatic injuries should participate in this phase.

## Dress, Tack, and Equipment

Mares should be braided to outline the crest at all stages of the AWR inspection. Handlers should wear white slacks, blue American Warmblood Registry Polo Shirts and white shoes, which enable them to run freely.

Horses should preferably be shown in snaffles. If other gear is being used permission has to be obtained. All gear must be used so as not to restrict the mare's free forward movement or natural outline and head carriage.

Boots and/or leg wraps are not permitted during the in-hand phase of the inspection.

## STAGE 2: Walk and trot on Triangle and second conformation assessment

### Purpose:

The purpose of this stage is to enable the judges to:

- (i) Assess the straightness and rhythm of the mare's movement in extension on a softer (preferably artificial) surface.
- (ii) Perform a close examination of the overall conformation and carriage of the mare.

### Method:

The mare is stood up in front of the judges once again. The procedure and requirements are the same as in Stage 1. This presentation is to take place on what would be the baseline of the triangle.

The mare is then turned 90 degrees and walked on a loose rein to the apex (top) of the triangle (distance 20 meters or from C to X in the dressage arena), turned 60 degrees (with the handler on the outside) and then walked back on a loose rein to the baseline so that the natural rhythm and straightness of the walk can be observed. It is best for the handler to be at the horse's shoulder throughout as this position ensures that the horse is not hindered or dragged by his handler.

The mare is then trotted out in extension around the triangle (C-M-X-H-C in the dressage ring) on as loose a rein as possible with the handler still at the shoulder to preserve the horses' true balance and showing as much elevation as possible. If the mare breaks into a canter she should be checked back immediately and proceed forward as smoothly as possible.

### Dress, Tack and Equipment:

Same as for STAGE 1.

## STAGE 3: Trot and Canter at Liberty

### Purpose:

This stage will allow the judges to assess

- (i) The mare's natural balance and elevation as well as the rhythm of his paces when at liberty
- (ii) The mare's attitude, temperament, handleability and manners when loose.

### Method:

The mare is allowed to trot and canter around in an enclosed area (no smaller than 20 X 40 meters) until he has shown three paces. The judges will then ask the handler to catch her. Helpers must be provided by the handler to ensure that the mare keeps moving freely around the ring as long as the judges require it.

At this stage, the judges pay particular attention to the riding quality of the mare's paces, her ability to maintain balance when cornering and changing pace and lead and to work loose in general. Any problems of misbehavior and temperament shown at this stage will affect the general evaluation.

### Dress, Tack and Equipment:

Same as STAGE 1 except boots and/or leg wraps are permitted.

## STAGE 4: Free Jumping

### Purpose:

The purpose of this stage is to enable the judges to

- (i) Assess the mare's natural jumping ability
- (ii) Assess the mare's attitude and temperament over fences.

### Method:

The mare will be expected to go down a 3-element jump chute composed of a low set of crossed poles followed by two canter strides to a 2'6" upright followed by two canter strides to a 3' and 3'6" parallel bar ( all elements



have ground lines.) The mare is expected to go through the chute at least three times. The handler should indicate how high the elements should be raised on the two subsequent runs (helpers to be provided by handler.) Handlers should be careful not to overface the mare. It is more important to have the mare perform a good clean jump with good form and neatness of forelegs and hindlegs.

Any problems of misbehavior or excessive nervousness and reluctance at the jumps will negatively influence the Free Jumping Phase.

Dress, Tack and Equipment:

Same as for STAGE 1 except boots and/or legwraps are permitted.

#### STAGE 5: Suitability Performance Test **Under Saddle**

Purpose:

The purpose of this stage is to enable the judges to:

- (i) Assess the mare's athleticism under saddle both on the flat and over jumps, or in harness.
- (ii) Assess the mare's attitude and temperament when being ridden or driven.
- (iii) Assess the mare's work ethic.
- (iv) Assess the mare's current level of training and performance.

Method:

The mare will be expected to perform a short display under saddle (5 to 10 minutes) showing work in all three paces plus lateral work and flying changes or equivalent for driving. In addition, the mare will be asked to perform a test in accordance with her present level of showing.

Mares shown over fences have to jump a simple eight-obstacle course, which must include one combination and one oxer. Helpers must be provided for the set up and raising and lowering of fences as needed. For minimum Performance Test requirements please contact the office of the American Warmblood Registry.

Dress, Tack and Equipment:

Rider and horse to wear tack and clothing appropriate to the discipline in either their Farm Colors or AWR Colors and saddlepad. Martingales and severe bits for jumpers are not permitted. Boots and/or legwraps are permitted.

#### STAGE 6: Final Critique

Purpose:

In this stage, the judges will provide an overall critique of the mare's scores in both performance under saddle and in-hand.

Method:

This is the only part of the inspection at which all mares participating at any one inspection site appear together. Mares must enter the arena in hand and walk around calmly in catalogue order. The judges will then proceed to arrange the horses in order of merit according to the scores they have gained. Each mare will be stood up in front of the judges one by one for his critique and marks to be made public to the audience.

The critique will include an assessment of the mare's type, conformation, riding horse points (rideability) and temperament. Guidelines will also be given by the judges as to what type of stallion would suit the mare at hand best.

Dress, Tack and Equipment:

Same as for STAGE 1.

## **BREEDING STOCK INSPECTION GUIDELINES STALLIONS**

### **STALLION INSPECTION:**

#### **Suitability and Performance Test**

##### **General Introduction**

The purpose of the American Warmblood Registry stallion inspection is to assess the stallion as a potential breeding animal. Combined with the foal inspection of said stallion, it will give us an idea as to how the stallion actually performs as a sire. The format is designed to ensure that all animals concerned are given every opportunity to display themselves naturally. These notes have therefore been written to explain how this process functions and why it takes the form it does. Furthermore, it outlines what the American Warmblood Registry Judges are looking for at each stage of the inspection procedure.

##### **The AWR Stallion Inspection**

There are six main stages to the American Warmblood Registry stallion inspection. Each stallion will be judged individually in each stage, except for Stage 6, in which all stallions present must appear together. Stages 1,2,3,4 and 6 are compulsory for all stallions (except for those given a waiver by a licensed veterinarian.) Stage 5 is compulsory for all stallions by age 5, except for those stallions given a waiver by a licensed veterinarian.

Once the American Warmblood Registry inspection has been completed, the stallion will have been assessed out of ten possible points for the following categories:

- Breed (Type and Conformation)
- Shoulders and Withers
- Top-Line and Quarters
- Front Legs
- Hind Legs
- Correctness of Movement
- Carriage and Elasticity
- Free Jumping
- Jumping Under Saddle
- Flatwork Under Saddle
- General Impression

An itemized critique will have been drawn up for each stallion inspected by the American Warmblood Registry and a signed copy will be handed to the owner at the time of inspection. All judges are licensed and/or accredited American Warmblood Registry judges.

##### **STAGE 1: Preliminary walk, trot up, and conformation assessment on hard ground**

###### **Purpose:**

The purpose of this stage is to enable the AWR judge to:

- (i) Assess the straightness and rhythm of the stallions' movement on a firm surface so that the feet can be seen in action at all times.
- (ii) Gain an initial impression of the overall conformation and appearance of the stallion.
- (iii) Gain an initial impression of the stallion's temperament and handleability.

###### **Method:**

The stallion is to be stood up square in front of the AWR judges. Forelegs must be level with one hind leg (preferably the right) slightly in advance of the other. The handler should stand in front of the stallion and be facing him. The stallion will be expected to stand quietly for at least two minutes while the judges walk around him, look at him, and examine his legs and his teeth if necessary. Continued resistance or irritability on the part of the stallion will be noted and will form part of his assessment of temperament.

The stallion will then be walked out on a straight line away from the judges for about 20 meters, turned around and walked back towards the judges. During the turn, the handler must be on the outside of the turn so as not to obstruct the judge's view. The same procedure shall be repeated at the trot.

Note: Stallions who have received veterinary dispensation due to traumatic injuries should participate in this phase.

#### Dress, Tack, and Equipment

Stallions should be braided to outline the crest at all stages of the AWR inspection. Handlers should wear white slacks, blue American Warmblood Registry Polo Shirts and white shoes, which enable them to run freely.

Horses should preferably be shown in snaffles. If other gear is being used permission has to be obtained. All gear must be used so as not to restrict the stallion's free forward movement or natural outline and head carriage.

Boots and/or leg wraps are not permitted during this phase of the inspection.

### STAGE 2: Walk and trot on Triangle and second conformation assessment

#### Purpose:

The purpose of this stage is to enable the judges to:

- (i) Assess the straightness and rhythm of the stallion's movement in extension on a softer (preferably artificial) surface.
- (ii) Perform a close examination of the overall conformation and carriage of the stallion.

#### Method:

The stallion is stood up in front of the judges once again. The procedure and requirements are the same as in Stage 1. This presentation is to take place on what would be the baseline of the triangle.

The stallion is then turned 90 degrees and walked on a loose rein to the apex (top) of the triangle (distance 20 meters or from C to X in the dressage arena), turned 60 degrees (with the handler on the outside) and then walked back on a loose rein to the baseline so that the natural rhythm and straightness of the walk can be observed. It is best for the handler to be at the horse's shoulder throughout as this position ensures that the horse is not hindered or dragged by his handler.

The stallion is then trotted out in extension around the triangle (C-M-X-H-C in the dressage ring) on as loose a rein as possible with the handler still at the shoulder to preserve the horses' true balance and showing as much elevation as possible. If the stallion breaks into a canter he should be checked back immediately and proceed forward as smoothly as possible.

#### Dress, Tack and Equipment:

Same as for STAGE 1.

### STAGE 3: Trot and Canter at Liberty

#### Purpose:

This stage will allow the judges to assess

- (i) The stallion's natural balance and elevation as well as the rhythm of his paces when at liberty
- (ii) The stallion's attitude, temperament, handleability and manners when loose.

#### Method:

The stallion is allowed to trot and canter around in an enclosed area (no smaller than 20 X 40 meters) until he has shown three paces. The judges will then ask the handler to catch him. Helpers must be provided by the handler to ensure that the stallion keeps moving freely around the ring as long as the judges require it.

At this stage, the judges pay particular attention to the riding quality of the stallion's paces, his ability to maintain balance when cornering and changing pace and lead and to work loose in general. Any problems of misbehavior and temperament shown at this stage will affect the general evaluation.

#### Dress, Tack and equipment:

Same as STAGE 1 except boots and/or leg wraps are permitted.

### STAGE 4: Free Jumping

#### Purpose:

The purpose of this stage is to enable the judges to

- (i) Assess the stallion's natural jumping ability

- (ii) Assess the stallion's attitude and temperament over fences.

**Method:**

The stallion will be expected to go down a 3-element jump chute composed of a low set of crossed poles followed by two canter strides to a 2'6" upright followed by two canter strides to a 3' and 3'6" parallel bar ( all elements to have ground lines.) The stallion is expected to go through the chute at least three times. The handler should indicate how high the elements should be raised on the two subsequent runs (helpers to be provided by handler.) Handlers should be careful not to overface the stallion. It is more important to have the stallion perform a good clean jump with good form and neatness of forelegs and hindlegs.

Any problems of misbehavior or excessive nervousness and reluctance at the jumps will negatively influence the Free Jumping Phase.

**Dress, Tack and Equipment:**

Same as for STAGE 1 except boots and/or legwraps are permitted.

**STAGE 5: Suitability Performance Test under Saddle**

**Purpose:**

The purpose of this stage is to enable the judges to:

- (i) Assess the stallion's athleticism under saddle both on the flat and over jumps, or in harness.
- (ii) Assess the stallion's attitude and temperament when being ridden or driven.
- (iii) Assess the stallion's work ethic.
- (iv) Assess the stallion's current level of training and performance.

**Method:**

The stallion will be expected to perform a short display under saddle (5 to 10 minutes) showing work in all three paces plus lateral work and flying changes or equivalent for driving. In addition, the stallion will be asked to perform a Dressage Test in accordance with his present level of showing.

Stallions shown over fences have to jump a simple five obstacle course, which must include one combination and one oxer. Helpers must be provided for the set up and raising and lowering of fences as needed. For minimum Performance Test Requirements, please contact the office of the American Warmblood Registry.

**Dress, tack and equipment:**

Rider and horse to wear tack and clothing appropriate to the discipline in either their Farm Colors or AWR Colors and saddlepad. Martingales and severe bits for jumpers are not permitted. Boots and/or legwraps are permitted during this phase of the inspection.

**STAGE 6: Final Critique**

**Purpose:**

In this stage, the judges will provide an overall critique of the stallion's scores in both performance under saddle and in-hand.

**Method:**

This is the only part of the inspection at which all stallions participating at any one stallion inspection site appear together. Stallions must enter the arena in hand and walk around calmly in catalogue order. The judges will then proceed to arrange the horses in order of merit according to the scores they have gained. Each stallion will be stood up in front of the judges one by one for his critique and marks to be made public to the audience.

The critique will include an assessment of the stallion's type, conformation, riding horse points (rideability) and temperament. Guidelines will also be given by the judges as to what type of mares would suit the stallion at hand best.

**Dress, Tack and Equipment:**

Same as for STAGE 1.

## BREEDING STOCK INSPECTION GUIDELINES YOUNGSTOCK

### FOAL/YOUNGSTOCK INSPECTION

There are four main stages to the Foal/Youngstock inspection. Each animal will be judged individually in each stage, except for Stage Four, in which all Youngstock present must appear together. All stages are compulsory for all Foals/Youngstock. All Foal/Youngstock assessments will count towards the progeny assessment of their respective sires and all stages may take place on an artificial (soft) surface.

Once the inspection has been completed the animal will have been assessed out of a possible score of 10 in the following categories:

- Type
- Frame
- Conformation
- Movement
- General Impression

An itemized critique and mark sheet will have been drawn up for it, indicating which of the Grades (First Premium Premier, First Premium, Second Premium, and Preliminary) the animal has been awarded.

#### STAGE 1: Assessment of Conformation.

##### Purpose:

The purpose of this stage is to enable the judges to:

- (i) Assess the overall conformation and look of the animal.
- (ii) Provide information enabling the judges to arrive at an overview of the strengths and weaknesses of the animals' sire as a source of conformation improvement.
- (iii) Foals should be shown with their dams if at all possible. The dams of older Youngstock (yearlings, two- and three-year-olds) may also be presented at the request of the youngster owner.

##### Method:

The foal or youngster is to be stood up square in front of the judges. Forelegs must be level but one hind leg (preferably the right) should be slightly in advance of the other. The handler should stand in front of the animal and be facing it. The youngster will be expected to stand quietly for at least two minutes while the judges walk around it, look at it, and examine its teeth, legs, etc. if necessary.

##### Dress, Tack, and Equipment:

Foals and Youngstock should be braided with white tape around braids to outline and neatens the neck at all stages of the inspection. Long-maned horses may French braid if conventional braiding is too difficult. Handlers should wear white slacks, blue AWR polo shirts, and white running shoes.

Foals and Yearlings should be shown in halters. Two- and three-year-olds may be shown in snaffle bridles if strong. However, any other bits or tack are prohibited. Care should be taken at all times to ensure the handlers do not use tack that in any way restricts the animal's free forward movement or natural outline and head carriage. Boots, bandages, legwraps, etc. ARE NOT PERMITTED.

#### STAGE 2: Walk and trot on Triangle and second conformation assessment

##### Purpose:

The purpose of this stage is to enable the judges to:

- (i) Assess the straightness and rhythm of the youngster's movement in extension on a softer (preferably artificial) surface.
- (ii) Perform a close examination of the overall conformation and carriage of the youngster.

**Method:**

The youngster is stood up in front of the judges once again. The procedure and requirements are the same as in Stage 1. This presentation is to take place on what would be the baseline of the triangle.

The youngster is then turned 90 degrees and walked on a loose rein to the apex (top) of the triangle (distance 20 meters or from C to X in the dressage arena), turned 60 degrees (with the handler on the outside) and then walked back on a loose rein to the baseline so that the natural rhythm and straightness of the walk can be observed. It is best for the handler to be at the horse's shoulder throughout as this position ensures that the horse is not hindered or dragged by his handler.

The youngster is then trotted out in extension around the triangle (C-M-X-H-C in the dressage ring) on as loose a rein as possible with the handler still at the shoulder to preserve the horses' true balance and showing as much elevation as possible. If the youngster breaks into a canter he should be checked back immediately and proceed forward as smoothly as possible.

**Dress, Tack and Equipment:**

Same as for STAGE 1.

**STAGE 3: Trot and Canter at Liberty**

**Purpose:**

This stage will allow the judges to assess

- (i) The youngster's natural balance and elevation as well as the rhythm of his paces when at liberty
- (ii) The youngster's attitude, temperament, handleability and manners when loose.

**Method:**

The youngster is allowed to trot and canter around in an enclosed area (no smaller than 20 X 40 meters) until he has shown three paces. The judges will then ask the handler to catch him/her. Helpers must be provided by the handler to ensure that the youngster keeps moving freely around the ring as long as the judges require it.

At this stage the judges pay particular attention to the riding quality of the youngster's paces, his ability to maintain balance when cornering and changing pace and lead and to work loose in general. Any problems of misbehavior and temperament shown at this stage will affect the general evaluation.

**Dress, Tack and Equipment:**

Same as STAGE 1 except boots and/or leg wraps are permitted.

**STAGE 4: Final Critique**

**Purpose:**

In this stage, the judges will provide an overall critique of the foal/youngstock's scores.

**Method:**

This is the only part of the inspection at which foals/youngstock participating at any one inspection site appear together. Foals/youngstock must enter the arena in hand and walk around calmly in catalogue order (foals at dam's side if shown together). The judges will then proceed to arrange the horses in order of merit according to the scores they have gained. Each foal/youngstock will be stood up in front of the judges one by one for his critique and marks to be made public to the audience.

The critique will include an assessment of the foal/youngstock's type, conformation, and temperament. .

**Dress, Tack and Equipment:**

Same as for STAGE 1.

## FREQUENTLY ASKED QUESTIONS

**Q: My mare just foaled and I have two other mares who will foal next month. May I go ahead and order DNA kits for the others now?**

**A:** No. DNA kits are time sensitive and horse specific. We must have specific information on the animal for whom the kit is issued. The kits may not be used for any other animal and do expire 60 days after date of issue.

**Q: I have an old injured broodmare. Does she have to be jumped for the in-hand phase and/or performance tested?**

**A:** No. Old broodmares are grandfathered in and injured horses must provide documentation of the injury before being excused from the free jumping/performance test.

**Q: My mare is in foal. Does she have to jump at the inspection?**

**A:** No, she does not have to free jump but she is required to complete the portion of the test at a later date when she is not in foal.

**Q: My mare has already been DNA typed with a different registry. Do I have to have her DNA typed with the American Warmblood Registry?**

**A:** Mares already DNA-typed with a different approved registry must submit the DNA case number plus parentage verification report, and will require a \$47 reading fee for each foal registered.

**Q: I have leased a mare. Do I have to register her, and if so, in whose name will she be registered?**

**A:** If she has no previous registration with an accepted organization, she must be registered, DNA-typed and inspected. She will be registered in the name of the original owner.

**Q: I have a Percheron/Thoroughbred mare. Can she be registered?**

**A:** No. The AWR does not accept draft crosses.

**Q: I have a draft cross mare and I want to breed her to an American Warmblood Registry-approved stallion. May I register her foal?**

**A:** Yes. An offspring of a half-draft mare may be eligible for registration. Mare and foal must be DNA-typed and inspected together.

**Q: I want to have my horse registered. Does he/she have to be inspected?**

**A:** Yes. Inspection qualifies a horse for classification and is an integral part of the registration process.

**Q: My young colt scored quite well at his foal inspection. I am considering leaving him intact. Do I need to present him as a yearling?**

**A:** It is not required but is suggested that a young stallion prospect return as a yearling for inspection so that the judges may assess his potential as a sire as an aid to the breeder.

**Q: I had my horse inspected. I am unhappy with the score. May I have him/her re-inspected?**

**A:** Yes. For owners who are not satisfied with their inspection scores, they may present the horse for inspection again the following year. Inspection fees must be paid again prior to testing. The last score will be the permanent score regardless whether it is a higher or a lower score.

**Q: My horse is ready for performance testing. We are showing dressage Level One Test Two but training Level Three. At what level will I be required to test?**

**A:** The performance test requires that they must test at the level of competition, not the level of training.

**Q: My Jockey Club-registered mare was DNA-typed and inspected by the American Warmblood Registry with her last foal. I now want to compete with the mare. How do I sign up for the Awards Program?**

**A:** Unless the mare was registered and inspected, she is not eligible for the Awards Program.

**Q: I bred my mare to a stallion not registered with the American Warmblood Registry. May I register the foal?**

**A:** We allow one foal into the American Warmblood Registry from a stallion who is not licensed with the American Warmblood Registry for the lifetime of that stallion. Under special circumstances (please check with the

office) more than one foal may be allowed, however, the mare owner must pay the foreign breeding transfer fee for each foal.

**Q: I forgot to submit my Stallion Breeding Report on time. Must I still submit it, and will I be fined?**

**A:** Yes, Stallion Breeding Reports must be submitted or the resulting offspring are not eligible for registration. Late filing will result in a fine of \$100 per month late. A stallion breeding report is considered late if not received by December 31 of the breeding year.

**Q: I do not have a valid Breeding Permit for my approved stallion. I did breed two of my own mares to him. Is that acceptable?**

**A:** No. Stallions who do not have a valid Breeding Permit for the year will be fined \$500 per mare bred.

**Q: I bred my American Warmblood Registered stallion to a draft mare. May the foal be registered?**

**A:** No. If, however, if the mare in question is only half draft the resulting foal (representing ¼ draft) is eligible for registration..

**Q: My stallion has been registered with another registry and has sired several foals. I now want to have him registered and inspected with the American Warmblood Registry. Are his previously sired foals eligible for registration?**

**A:** Should a stallion come forward for registration and inspection, and should he pass, all prior and future offspring will be eligible for registration with the American Warmblood Registry.

**Q: How well does my stallion have to score to be approved for breeding?**

**A:** A stallion must score with an overall minimum mark of 7.0 to qualify for approval.

**Q: I have imported a stallion registered and approved in Europe and would like to breed to American mares. Do I need to have him registered and inspected?**

**A:** Your stallion does not have to be registered but must be presented for grading and will be required to purchase an annual breeding permit. Imported horses must receive a score within the American Warmblood Registry Studbook.

**Q: I have had my young stallion registered, DNA-typed, and have had his preliminary pre-stallion inspection but I want to show him and do not wish to breed him. How will this affect his three-year provisional period for producing First Premium foals?**

**A:** Owners of stallions who do not stand at stud for a given breeding season must submit in writing that the stallion will not be in an active breeding status for the current year. This year will then not count toward his three-year provisional time.

**Q: I just bought an AWR papered horse. The previous owner is no longer a member of the AWR. Who transfers ownership and how much must I pay to have the horse transferred to me?**

**A:** Transfer of ownership must be executed by the new owner of record. Both seller and purchaser must be members to receive the member fee for transfer. If one or the other is not a member, double the membership transfer fee will apply.

**Q: I have an AWR papered horse. I am not a member. May I participate in the Awards Program?**

**A:** No. In order to participate in the Awards Program, the owner must be a member in good standing.

**Q: I have a three-month-old colt that I intend on gelding as a yearling. Do I register him as a colt or as a gelding?**

**A:** Colts an owner intends on gelding will be registered as a colt until such time as gelding occurs.

**Q: I want to register my horse but I have no documented pedigree for him/her. Can he/she still be registered?**

**A:** Yes. Horses without a documented pedigree can be registered/inspected but will not have a pedigree listed.

**Q: I have applied for registration of my horse. May I advertise this horse as an American Warmblood?**

**A:** No person shall represent a horse as American Warmblood Registry registered until such a time as a signed and sealed Certificate of Registration is in that persons' possession.



**Q: Does my foal have to be inspected?**

**A:** Yes. The inspection process and the quality control it provides is what set American Warmbloods apart from all other breeds of horses.

**Q: Does my horse have to be branded?**

**A:** Branding is not mandatory, but it is strongly encouraged. The brand is the outward sign that an animal has completed the final step in a process that has real value and meaning. Only horses which score First Premium or above are eligible to be branded.

**Q: I recently learned about the American Warmblood Registry and have heard there will be an inspection in my area next month. Can I have my horse inspected?**

**A:** Applications forms must be submitted no less than 60 days prior to inspection. If submitted within 60 days of inspection date a \$100 expedite fee per horse will be assessed. If submitted within 30 days of inspection date, a \$200 expedite fee per horse will be assessed.

**Q: I would like to register my entire herd. Do I get any discount?**

**A:** Herd discounts apply only if all horses are registered/inspected at the same time. For 10 head there is a 10% discount, 15 head is a 15% discount, 20 head and up is a 20% discount.

**Q: Why have I not received my Registration Certificate?**

**A:** The reasons are two-fold:

- 1) Your horse was not inspected yet. Inspection is an integral part of registration.
- 2) You have not forwarded all documents and/or payments so that we may issue you a Certificate of Registration. Registration certificates will be sent by certified mail. A notice of receipt of certified mail delivery will be noted in the database. Requests for a duplicate certificate will be charged \$250.

**Q: I do not have all my information together for my registration application. Shall I just send what I have and followup with more later?**

**A:** No. Applications for registration must be presented to the office complete. All incomplete applications will be returned to owner.